



WHITEHEAD

UNIQUELY BEAUTIFUL

“
What makes Whitehead unique?
It's a question that customers and
friends often ask me.
It's a difficult one to answer
in a few words though.
That's because, to me,
Whitehead means so much.
”






Rob Whitehead
Managing Director

To start with, there's the fact that we genuinely care about each and every customer. Some people may think that customer service is a thing of the past. We definitely don't. As a family-owned, family-run business, it's at the heart of everything we do.

Then there are our exacting standards of craftsmanship and quality that are unmatched in the upholstery industry. It simply has to be perfect, and there can never be any room for compromise.

The bespoke nature of our work is so very intrinsic to our offer. We have the flexibility to craft our own frames that then form beautiful, individual pieces for both retail and interior design clients.

Perhaps it can all be best summed up in one word: Passion. A passion for creating exquisite, classic and contemporary upholstered furniture that our customers love - and will go on loving for years to come.





Ruskin Sofa, fabric by GP&J Baker


Contents

Introduction	4
Manufacturing Process	5
Sofas	7
Occasional Furniture Occasional Chairs, Footstools, Bedroom Furniture	45
Sofa Beds	66
Options & Finishes	67
Rebuild	68
Additional Specifications	70
Credits	71

“
Behind our good name
there's more than
thirty years
of unsurpassed quality
and a reputation
built on the delight
of our customers.”

Even in today's mass-produced world, there will always be a place for traditional craftsmanship and quality. At Whitehead Designs, we believe that place should be your home. Choose from a wealth of design features, different measurements and a near endless palette of fabric textures and colours, and then trust our mastery and experience to craft a timeless classic based on your exacting specifications. From contemporary chic to traditional elegance, we can style your desires into the perfect piece. As you place it centre stage in your home, you can enjoy your Whitehead sofa in the full knowledge that it comes with a lifetime guarantee. The result, as our customers have told us for more than three decades, is perfection.

Timeless craftsmanship.
Uniquely beautiful.



Handmade in England



We pride ourselves on the flexibility and excellence we offer in our products and service. Each piece of our upholstery is a unique work of art, because it represents a great deal of self-expression of the artisans who made it, but more importantly the self-expression of you, the owner. We hope your furniture will bring you lifelong satisfaction and enjoyment.

Frames are made in our own mill from carefully selected hardwoods with joints glued, screwed and dowelled for maximum strength.

All frames are lined out with webbing and hessian to give additional protection to your carefully selected face fabric.

Arms and backs are contoured from layers of traditional upholstery materials (hair, felt, fibres, etc.) to give a smooth finish.

By combining various coil spring tensions in the majority of our seats, optimum comfort and support is achieved.

Our coil-sprung seats are traditionally finished with hair-stuffed, hand-stitched front edges for lifelong durability.

Either flat springs or coil springs are used in the backs of our furniture for lasting posture support.


All fabrics are hand cut and pattern matched for that impeccable tailored look.

A choice of duck feather and down, hollofibre, foams and feather jacket cushions, amongst many others are offered to help you achieve the support and comfort level that is right for you.

Cushions are zipped, overlocked and pattern matched both sides for ease of cleaning and maximum wear.

Each piece is traditionally upholstered by a skilled craftsman and inspected at six stages during manufacture to guarantee you receive the highest quality finish possible.

To ensure that your upholstery arrives in perfect condition, the majority of our deliveries are carried out using our own transport and experienced staff.



Minster Knole

Fabric by Zoffany





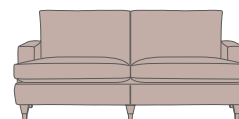
Manhattan Sofa, fabric by Abraham Moon

Sofas

Arundel	8	Minster Knole	24
Belmont	9	Mayfair	26
Blenheim	11	Osbourne	27
Burlington	12	Oslo	28
Chesterfield	13	Oxford	29
Elise	14	Oxford corner group	31
Gloucester	15	Ritz	32
Grasmere	16	Ruskin	33
Grosvenor	17	Sandringham	35
Hamlet Chaise	18	Saturn	36
Henriette Chaise	19	Shelley	38
Isabella	20	Siena	39
Jive	21	Wentworth	41
Langdon	22	Wentworth corner group	42
Manhattan	23	Wentworth chaise group	43

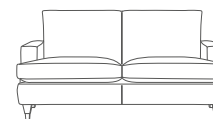


Arundel




3 SEAT

METRIC H94 - D102 - W201
IMPERIAL H37 - D40 - W79



2 SEAT

METRIC H94 - D102 - W173
IMPERIAL H37 - D40 - W68



CHAIR

METRIC H94 - D102 - W89
IMPERIAL H37 - D40 - W35

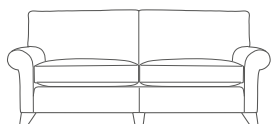
Standard features

- coil-sprung seat • duck feather & down seat and back cushions
- polished, tapered legs • chrome slipper cups on front legs

Fabric by Wemyss

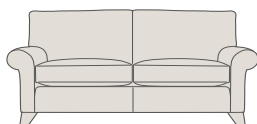


Belmont



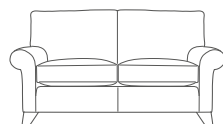
3 SEAT

METRIC H91 - D102 - W222
IMPERIAL H36 - D40 - W87



2.5 SEAT

METRIC H91 - D102 - W190
IMPERIAL H36 - D40 - W75



2 SEAT

METRIC H91 - D102 - W163
IMPERIAL H36 - D40 - W64



CHAIR

METRIC H91 - D102 - W100
IMPERIAL H36 - D40 - W39

Standard features

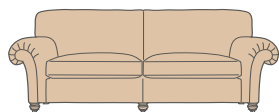
coil-sprung seat • dacron-wrapped soft foam seat cushions
• duck feather & down back cushions • polished, tapered legs

Fabric by Wemyss



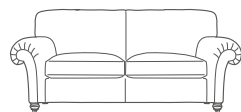


Blenheim



3 SEAT

METRIC H102 - D109 - W239
IMPERIAL H40 - D43 - W94



2 SEAT

METRIC H102 - D109 - W201
IMPERIAL H40 - D43 - W79



CHAIR

METRIC H102 - D109 - W125
IMPERIAL H40 - D43 - W49

Standard features

coil-sprung seat • duck feather & down seat and back cushions

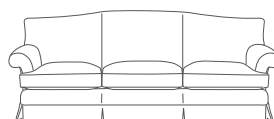
• polished, turned legs • chrome castors

Polished, turned leg without castor also available, see page 10

Fabric by Wemyss

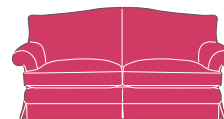


Burlington



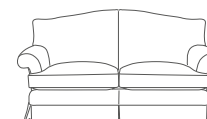
3 SEAT

METRIC H94 - D97 - W211
IMPERIAL H37 - D38 - W83



2.5 SEAT

METRIC H94 - D97 - W185
IMPERIAL H37 - D38 - W73



2 SEAT

METRIC H94 - D97 - W160
IMPERIAL H37 - D38 - W63



CHAIR

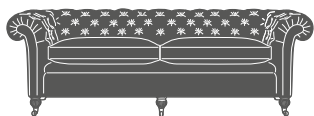
METRIC H94 - D97 - W99
IMPERIAL H37 - D38 - W39

Standard features

coil-sprung seat • hollofibre seat cushions • duck feather & down back cushions • valanced base • kenrick castors
Scatter cushions not included




Chesterfield



3 SEAT

METRIC H81 – D104* – W221
IMPERIAL H32 – D41* – W87



2 SEAT

METRIC H81 – D104* – W177
IMPERIAL H32 – D41* – W69.5



CHAIR

METRIC H81 – D104* – W135
IMPERIAL H32 – D41* – W53

*Please note that this model is also available as a standard item reduced by 3" in depth.

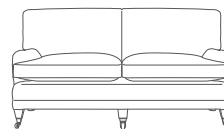
Standard features

coil-sprung seat • deep-buttoned back and arms • duck feather & down seat cushions
• polished, turned legs • chrome castors • hand-studded

Fabric by Swaffer

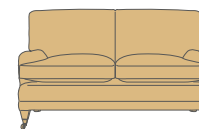


Elise



3 SEAT

METRIC H89 - D102 - W203
IMPERIAL H35 - D40 - W80



2 SEAT

METRIC H89 - D102 - W170
IMPERIAL H35 - D40 - W67



CHAIR

METRIC H89 - D102 - W86
IMPERIAL H35 - D40 - W34

Standard features

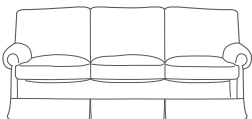
coil and tension-sprung seat • duck feather & down seat and back cushions
• polished, tapered legs • brass castors

Scatter cushions not included

Fabric by Linwood

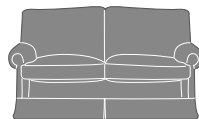


Gloucester



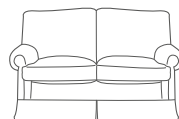
3 SEAT

METRIC H92 - D97 - W201
IMPERIAL H36 - D38 - W79




2.5 SEAT

METRIC H92 - D97 - W170
IMPERIAL H36 - D38 - W67



2 SEAT

METRIC H92 - D97 - W139
IMPERIAL H36 - D38 - W55



CHAIR

METRIC H92 - D97 - W89
IMPERIAL H36 - D38 - W35


Standard features

coil-sprung seat • hollofibre seat cushions
• duck feather & down back cushions • valanced base • kenrick castors

Fabric by Abraham Moon



Grasmere



3 SEAT

METRIC H86 – D104 – W208
IMPERIAL H34 – D41 – W82



2.5 SEAT

METRIC H86 – D104 – W180
IMPERIAL H34 – D41 – W71



2 SEAT

METRIC H86 – D104 – W155
IMPERIAL H34 – D41 – W61



CHAIR

METRIC H86 – D104 – W104
IMPERIAL H34 – D41 – W41

Standard features

coil-sprung seat and back • duck feather & down seat and scatter cushions
• polished, turned legs • chrome castors

Fabric and trimmings by Robert Allen




Grosvenor



3 SEAT

METRIC H89 – D102 – W203*
IMPERIAL H35 – D40 – W80*



2 SEAT

METRIC H89 – D102 – W170*
IMPERIAL H35 – D40 – W67*



LARGE CHAIR

METRIC H89 – D112 – W86*
IMPERIAL H35 – D44 – W34*



CHAIR

METRIC H89 – D102 – W86*
IMPERIAL H35 – D40 – W34*

*The above width sizes are for the Chelsea arm. The P arm increases the overall width by 2-3 inches

Standard features

coil-sprung seat • duck feather & down seat and back cushions (also available with fixed cushion back)
• choice of arm shape - P (shown in line art) or Chelsea (shown in photo) • polished, turned legs • brass castors

Fabric by Linwood



Hamlet Chaise



HAMLET

METRIC H89 – D81 – W163
IMPERIAL H35 – D32 – W64

Standard features

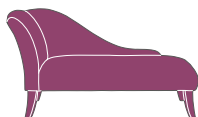
coil-sprung seat • polished, tapered legs

Available left or right facing

Fabric by GP&J Baker



Henriette Chaise



HENRIETTE

METRIC H89 – D81 – W163

IMPERIAL H35 – D32 – W64

Standard features

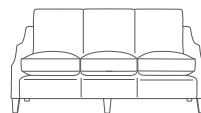
coil-sprung seat • polished, tapered legs

Available left or right facing

Fabric by Warwick

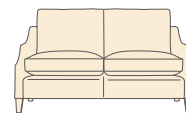


Isabella



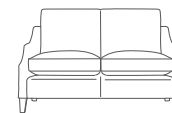
3 SEAT

METRIC H97 – D97 – W203
IMPERIAL H38 – D38 – W80




2.5 SEAT

METRIC H97 – D97 – W173
IMPERIAL H38 – D38 – W68



2 SEAT

METRIC H97 – D97 – W147
IMPERIAL H38 – D38 – W58



CHAIR

METRIC H97 – D97 – W81
IMPERIAL H38 – D38 – W32

Standard features

- coil-sprung seat
 - duck feather & down seat and back cushions
 - polished, tapered legs
- Fabric by Northcroft**

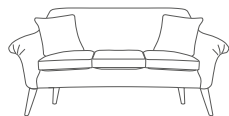


Jive




3 SEAT*

METRIC H90 - D84 - W214
IMPERIAL H35.5 - D33 - W84



2.5 SEAT*

METRIC H90 - D84 - W186
IMPERIAL H35.5 - D33 - W73



2 SEAT

METRIC H90 - D84 - W158
IMPERIAL H35.5 - D33 - W62



CHAIR

METRIC H90 - D84 - W97
IMPERIAL H35.5 - D33 - W38

*Available in 2 or 3 cushion options

Standard features


flat-sprung seat • dacron-wrapped soft foam seat cushions • polished, turned legs

Scatter cushions included - sofas only

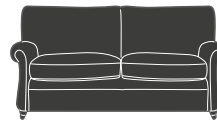
Fabric by Swaffer



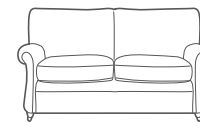
Langdon



3 SEAT
METRIC H92 – D102 – W203
IMPERIAL H36 – D40 – W80



2.5 SEAT
METRIC H92 – D102 – W170
IMPERIAL H36 – D40 – W67



2 SEAT
METRIC H92 – D102 – W150
IMPERIAL H36 – D40 – W59



CHAIR
METRIC H92 – D102 – W89
IMPERIAL H36 – D40 – W35

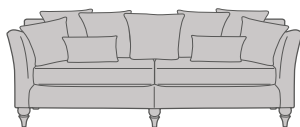
Standard features

- coil-sprung seat • duck feather & down seat and back cushions
- polished, turned legs • brass castors

Fabric by Northcroft

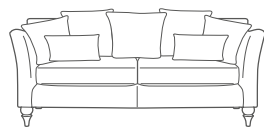


Manhattan



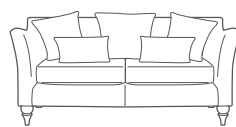
3 SEAT

METRIC H92 – D102 – W203
IMPERIAL H36 – D40 – W80



2.5 SEAT

METRIC H92 – D102 – W170
IMPERIAL H36 – D40 – W67



2 SEAT

METRIC H92 – D102 – W150
IMPERIAL H36 – D40 – W59



LOVE SEAT

METRIC H92 – D102 – W130
IMPERIAL H36 – D40 – W51



CHAIR

METRIC H92 – D102 – W89
IMPERIAL H36 – D40 – W35

Standard features

- flat-sprung seat • feather jacket seat cushions
- duck feather & down scatter cushions • polished, turned legs

Fabric by Abraham Moon



Minster Knole



3 SEAT

METRIC H100 – D100 – W206*
IMPERIAL H39 – D39 – W81*
FIXED ARM WIDTH 225CM / 88.5"



2 SEAT

METRIC H100 – D100 – W168*
IMPERIAL H39 – D39 – W66*
FIXED ARM WIDTH 187CM / 73.5"



CHAIR

METRIC H100 – D100 – W84*
IMPERIAL H39 – D39 – W33*
FIXED ARM WIDTH 103CM / 40.5"

Standard features

- coil-sprung seat • hollofibre seat cushions • duck feather & down side and scatter cushions
- polished, tapered legs • chrome castors • fixed or drop arm available
- finials available in 6 styles (see page 67)

*Please note that the width dimensions for the loose arm Minster are taken from the base width.
Please allow for additional space around your sofa if you wish the arm to drop down.

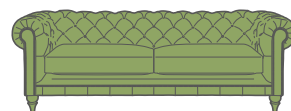
Fabric by GP&J Baker



Clockwise left to right:
Grasmere Sofa, fabric by Robert Allen
• Minster Knole Sofa, fabric and tie backs by Robert Allen, finials by Edward Harpley
• Soho Chair, fabric by Northcroft • Fireside Chair, fabric by Robert Allen

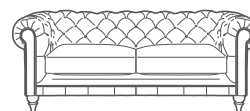


Mayfair




3 SEAT

METRIC H77 – D90 – W230
IMPERIAL H30.5 – D35.5 – W90.5



2.5 SEAT

METRIC H77 – D90 – W200
IMPERIAL H30.5 – D35.5 – W79



2 SEAT

METRIC H77 – D90 – W173
IMPERIAL H30.5 – D35.5 – W68



CHAIR

METRIC H77 – D90 – W122
IMPERIAL H30.5 – D35.5 – W48

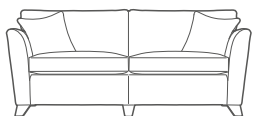
Standard features

flat sprung seat • deep buttoned back and arms • duck feather and down seat cushions
• polished turned legs • hand-studded
Scatters not included

Fabric by Romo

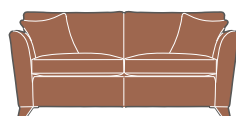


Osbourne



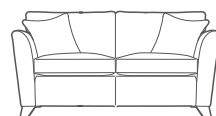
3 SEAT

METRIC H89 – D93 – W234
IMPERIAL H35 – D36.5 – W92



2.5 SEAT

METRIC H89 – D93 – W196
IMPERIAL H35 – D36.5 – W77



2 SEAT

METRIC H89 – D93 – W158
IMPERIAL H35 – D36.5 – W62



CHAIR

METRIC H89 – D93 – W97
IMPERIAL H35 – D36.5 – W38

Standard features

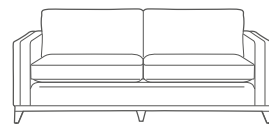
coil-sprung seat • duck feather & down seat and back cushions • polished, tapered legs

Scatter cushions included

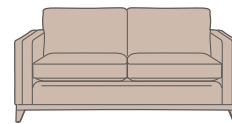
Fabric by Kirkby Design



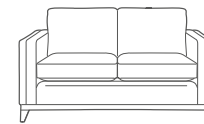
Oslo




3 SEAT
METRIC H88 – D93 – W235
IMPERIAL H224 – D36.5 – W92.5



2.5 SEAT
METRIC H88 – D93 – W190
IMPERIAL H34.5 – D36.5 – W75



2 SEAT
METRIC H88 – D93 – W165
IMPERIAL H34.5 – D36.5 – W65



CHAIR
METRIC H88 – D93 – W90
IMPERIAL H34.5 – D36.5 – W35.5

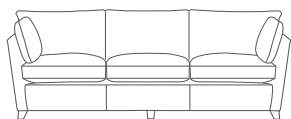
Standard features

- coil-sprung seat
- dacron-wrapped foam seat cushions
- duck feather & down back cushions
- polished plinth and tapered legs

Fabric by GP&J Baker

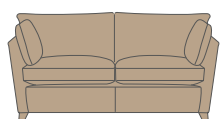


Oxford



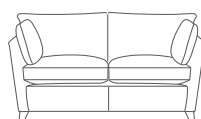
3 SEAT

METRIC H86 – D86 – W226
IMPERIAL H34 – D34 – W89



2.5 SEAT

METRIC H86 – D86 – W188
IMPERIAL H34 – D34 – W74



2 SEAT

METRIC H86 – D86 – W160
IMPERIAL H34 – D34 – W63



CHAIR

METRIC H86 – D86 – W81
IMPERIAL H34 – D34 – W32

Standard features

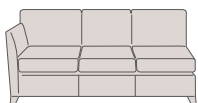
- coil-sprung seat
- hollofibre seat cushions
- duck feather & down back and side cushions
- polished, tapered legs



MOST WHITEHEAD MODELS CAN
BE TURNED INTO A CORNER GROUP

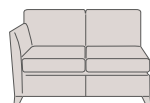


Oxford corner group



3 SEAT

METRIC H86 - D86 - W248
IMPERIAL H34 - D34 - W97.5



2 SEAT

METRIC H86 - D86 - W170
IMPERIAL H34 - D34 - W67



1 SEAT

METRIC H86 - D86 - W92
IMPERIAL H34 - D34 - W36



CORNER

METRIC H86 - D86 - W86
IMPERIAL H34 - D34 - W34



FOOTSTOOL

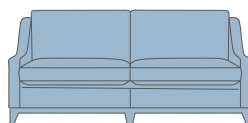
METRIC H35 - D53 - W79
IMPERIAL H13.5 - D21 - W31

Standard features

coil-sprung seat • hollofibre seat cushions
• duck feather & down back and side cushions • polished, tapered legs
Scatter cushions not included

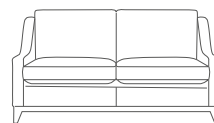


Ritz



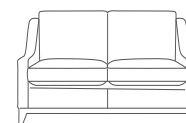
3 SEAT

METRIC H104 – D99 – W226
IMPERIAL H41 – D39 – W89



2.5 SEAT

METRIC H104 – D99 – W185
IMPERIAL H41 – D39 – W73



2 SEAT

METRIC H104 – D99 – W155
IMPERIAL H41 – D39 – W61



CHAIR

METRIC H104 – D99 – W81
IMPERIAL H41 – D39 – W32


Standard features

- coil and tension-sprung seat
- duck feather & down seat and back cushions
- polished plinth and tapered legs

Fabric by Manuel Canovas

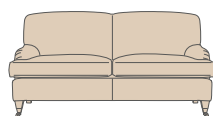


Ruskin



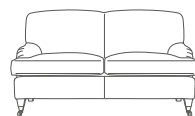
3 SEAT

METRIC H91 – D102 – W206
IMPERIAL H36 – D40 – W81




2.5 SEAT

METRIC H91 – D102 – W173
IMPERIAL H36 – D40 – W68



2 SEAT

METRIC H91 – D102 – W160
IMPERIAL H36 – D40 – W63



CHAIR

METRIC H91 – D102 – W89
IMPERIAL H36 – D40 – W34

Standard features

coil-sprung seat • duck feather & down seat cushions • upholstered back
• polished, tapered legs • chrome castors • hand-studded

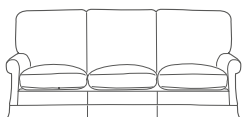
Fabric by Warwick



Clockwise left to right: Turned Leg Footstool, fabric by GP&J Baker • Elise Sofa, fabric by Linwood
• Malvern Chair, fabric by Linwood • Sandringham Sofa, fabric by GP&J Baker

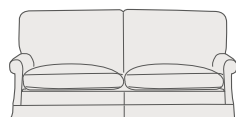


Sandringham



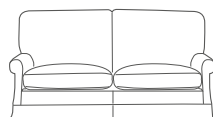
3 SEAT

METRIC H92 – D94 – W196
IMPERIAL H36 – D37 – W77




2.5 SEAT

METRIC H92 – D94 – W165
IMPERIAL H36 – D37 – W65



2 SEAT

METRIC H92 – D94 – W140
IMPERIAL H36 – D37 – W55



CHAIR

METRIC H92 – D94 – W86
IMPERIAL H36 – D37 – W34

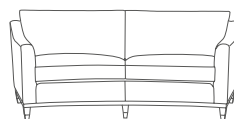
Standard features

coil-sprung seat • hollofibre seat cushions • duck feather & down back cushions
• valanced base • kenrick castors

Fabric by **GP&J Baker**

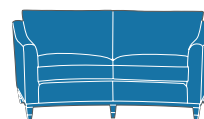


Saturn



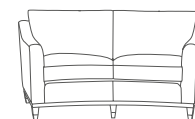
3 SEAT

METRIC H89 - D89 - W243
IMPERIAL H35 - D35 - W95.5



2.5 SEAT

METRIC H89 - D89 - W197
IMPERIAL H35 - D35 - W77.5



2 SEAT

METRIC H89 - D89 - W172
IMPERIAL H35 - D35 - W67.5



CHAIR

METRIC H89 - D89 - W76
IMPERIAL H35 - D35 - W30

Standard features

coil-sprung seat • feather jacket seat cushions • duck feather & down back cushions
• polished, tapered legs • chrome slipper cups
Please note chair has a straight back.

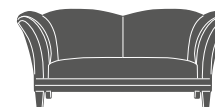
Fabric by Sahco



Clockwise left to right: Capri Footstool, fabric by Sahco • Ritz Sofa, fabric by Nobilis • Cavendish Chair, fabric by Lewis & Wood • Saturn Sofa, fabric by Sahco




Shelley



2.5 SEAT

METRIC H89 – D89 – W198
IMPERIAL H35 – D35 – W78



2 SEAT

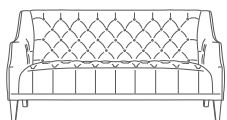
METRIC H89 – D89 – W173
IMPERIAL H35 – D35 – W68

Standard features

coil-sprung seat and back • optional removable legs • polished, tapered legs

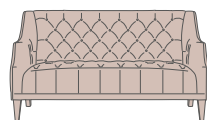


Siena



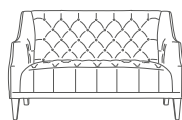
3 SEAT

METRIC H90 - D85 - W203
IMPERIAL H35.5 - D33.5 - W80



2.5 SEAT

METRIC H90 - D85 - W173
IMPERIAL H35.5 - D33.5 - W68



2 SEAT

METRIC H90 - D85 - W147
IMPERIAL H35.5 - D33.5 - W58



CHAIR

METRIC H90 - D85 - W81
IMPERIAL H35.5 - D33.5 - W32

Standard features

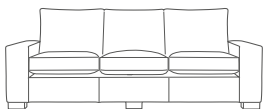
coil-sprung seat • deep-buttoned back, seat and arms
• polished, tapered legs • space-studded by hand

Fabric by Warwick



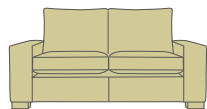


Wentworth




3 SEAT

METRIC H92 - D105 - W231
IMPERIAL H36 - D41 - W91



2 SEAT

METRIC H92 - D105 - W170
IMPERIAL H36 - D41 - W67



CHAIR

METRIC H92 - D105 - W99
IMPERIAL H36 - D41 - W39

Standard features

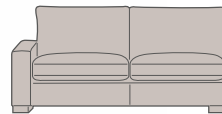
coil-sprung seat • hollofibre jacket seat cushions • duck feather & down back cushions
• polished, block or chamfered legs

Scatter cushions not included

Fabric by Linwood

MOST WHITEHEAD MODELS CAN
BE TURNED INTO A CORNER GROUP


Wentworth corner group



3 SEAT

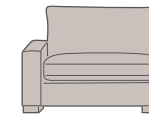
METRIC H92 – D105 – W216
IMPERIAL H36 – D41 – W85

Available in 3 cushion option




2 SEAT

METRIC H92 – D105 – W150
IMPERIAL H36 – D41 – W59



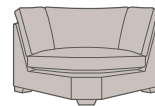
1.5 SEAT

METRIC H92 – D105 – W116
IMPERIAL H36 – D41 – W45.5



1 SEAT

METRIC H92 – D105 – W88
IMPERIAL H36 – D41 – W34.5



ANGLED CORNER

METRIC H92 – D128 – W128
IMPERIAL H36 – D50.5 – W50.5

Sits angled to the wall



SQUARE CORNER

METRIC H92 – D105 – W105
IMPERIAL H36 – D41 – W41

Sits at right-angle to the wall



FOOTSTOOL

METRIC H53 – D84 – W102
IMPERIAL H21 – D33 – W40

Standard features

- coil-sprung seat • hollofibre jacket seat cushions
 - duck feather & down back cushions • polished, block or chamfered legs
- Fabric by Kirkby Design**




Wentworth chaise group



3 SEAT

METRIC H92 – D105 – W216
IMPERIAL H36 – D41 – W85



2 SEAT

METRIC H92 – D105 – W150
IMPERIAL H36 – D41 – W59



1.5 SEAT

METRIC H92 – D105 – W116
IMPERIAL H36 – D41 – W45.5



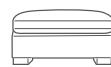
1 SEAT

METRIC H92 – D105 – W88
IMPERIAL H36 – D41 – W34.5



CHAISE

METRIC H92 – D163 – W86
IMPERIAL H36 – D64 – W34



FOOTSTOOL

METRIC H53 – D84 – W102
IMPERIAL H21 – D33 – W40

Standard features

coil-sprung seat • hollofibre jacket seat cushions • duck feather & down back cushions

• polished, block or chamfered legs

Scatter cushions not included

“

We're a family business,

so there's a lot of emotion
involved in what we do.

It's about providing an

outstanding
level of service


for each and every one

of our customers.

”

As a family-owned, family-run business, our reputation has been built by happy customers who recommend us to their friends and families. That's why we aim to provide a level of exclusive, personal service that makes every one of our customers feel more than special. In other words, we care enough to ensure that you are thoroughly delighted. At Whitehead Designs, you come first - and we never forget that.

Family-owned and family-run providing an unparalleled personal service.



Occasional Furniture

Chairs

Anna	46
Arque	46
Carlton	47
Cavendish	47
Club	47
Dante	47
Emma	48
Fireside	48
George	48
Jade	48
Jive	50

Library	50
Logan	51
Malvern	51
Oakham	51
Roath	51
Ruby	52
Siena	52
Tideswell	53
Tissington	53
Tub	53
Venice	53

Dining Chairs & Bar stools

Eclipse Dining Chair	54
Eclipse Bar Stool	54
Eden Dining Chair	55
Eden Bar Stool	55
Milan Dining Chair	55
Milan Bar Stool	55
Spencer Dining Chair	56
Spencer Bar Stool	56
Soho Bar stool	56
Soho	56
Soho Carver	57
Soho High Back	57

Lamp Tables & Footstools

Bedside Table	58
Lamp Table	58
Banquette	59
Capri	59
Cube	59
Chesterfield	59
Drum	60
Elise	60
Fireside	60
Grosvenor	60
Jive	61
Monaco	61
Ottoman	61
Oxford	61
Roath	62
Turned Leg	62
Wentworth	62
Window Seat	62



Arque Chair, fabric by Abraham Moon

Anna



METRIC H92 – D79 – W69
IMPERIAL H36 – D31 – W27

Standard features

- coil-sprung seat
- deep-buttoned back
- polished, turned legs
- hand-studded

Fabric by Sahco

Arque



METRIC H89 – D84 – W74
IMPERIAL H35 – D33 – W29

Standard features

- flat-sprung seat
- polished plinth & tapered legs

Fabric by GP&J Baker

Carlton



METRIC H104 – D79 – W74
IMPERIAL H41 – D31 – W29

Standard features

- fully-upholstered back
- duck feather & down seat cushion
- polished, cabriole legs
- hand-studded

Fabric by Designer's Guild

Club



METRIC H82 – D66 – W66
IMPERIAL H32 – D26 – W26

Standard features

- flat-sprung seat
- polished, tapered legs
- hand-studded

Fabric by GP&J Baker

Cavendish



METRIC H117 – D91 – W79
IMPERIAL H46 – D36 – W31

Standard features

- coil-sprung seat and flat-sprung back
- polished, carved ball and claw legs
- hand-studded

Fabric by Lewis & Wood

Dante



METRIC H88 – D84 – W61
IMPERIAL H34.5 – D33 – W24

Standard features

- coil and tension-sprung seat
- flat-sprung back
- polished, tapered legs

Fabric by Romo

Emma



METRIC H74 – D71 – W82
IMPERIAL H29 – D28 – W32

Standard features

- coil-sprung seat
- deep-buttoned back
- polished, turned legs
- chrome castors

Fabric by Designer's Guild

George



METRIC H112 – D86 – W79
IMPERIAL H44 – D34 – W31

Standard features

- flat-sprung seat and back
- duck feather & down seat cushion
- polished straight, legs
- hand-studded

Fabric by GP&J Baker

Fireside



METRIC H89 – D94 – W74
IMPERIAL H35 – D37 – W29

Standard features

- coil-sprung seat and back
- deep-buttoned back
- polished, turned legs
- brass castors

Fabric by Linwood

Jade



METRIC H79 – D76 – W61
IMPERIAL H31 – D30 – W24

Standard features

- coil-sprung seat
- deep-buttoned back
- polished, turned legs

Fabric by Sahco



Clockwise: Eden Bar Stool, fabric by Busby Club Chair, fabric by Sanderson Roath Chair and Stool, fabric by Kirkby Design, Eden Dining Chair, fabric by Linwood



Jive



METRIC H90 - D84 - W97
IMPERIAL H38 - D33 - W38

Standard features

- flat-sprung seat
- dacron-wrapped, soft foam seat cushion
- polished, turned legs

Fabric by Lelievre

Library



METRIC H99 - D84 - W74
IMPERIAL H39 - D33 - W29

Standard features

- coil-sprung seat and back
- duck feather & down seat cushion
- polished, turned legs
- brass castors

Logan



METRIC H125 - D82 - W75
IMPERIAL H49 - D32 - W29.5

Standard features

- coil-sprung seat
- duck feather & down seat cushion
- polished, tapered legs
- space studded by hand

Fabric by Lelievre

Oakham



METRIC H95 - D81 - W76
IMPERIAL H38 - D32 - W30

Standard features

- flat-sprung seat and back
- dacron-wrapped foam seat cushion
- polished, cabriole legs

Fabric by GP&J Baker

Malvern



(S) METRIC H91 - D84 - W73
IMPERIAL H36 - D33 - W29
(L) METRIC H100 - D92 - W78
IMPERIAL H39 - D36 - W31

Standard features

- coil-sprung seat and back
- polished, tapered legs
- chrome castors

Fabric by Sahco

Roath



METRIC H84 - D89 - W76
IMPERIAL H33 - D35 - W30

Standard features

- coil-sprung seat
- dacron-wrapped soft foam seat cushion
- large feather scatter back cushion
- polished, tapered legs
- hand-studded

Fabric by Sahco



Ruby



METRIC H76 - D93 - W89
IMPERIAL H30 - D37 - W35

Standard features

- coil-sprung seat and back
- polished, turned legs
- brass castors

Fabric by Swaffer

Siena



METRIC H90 - D85 - W81
IMPERIAL H35.5 - D33.5 - W32

Standard features

- coil-sprung seat
- deep-buttoned back, seat and arms
- polished, tapered legs
- space-studded by hand

Fabric by Nobilis

Tideswell



METRIC H102 – D81 – W66
IMPERIAL H40 – D32 – W26

Standard features

- coil-sprung seat
- polished, tapered legs

Fabric by Linwood

Tub



METRIC H79 – D69 – W66
IMPERIAL H31 – D27 – W26

Standard features

- webbed seat and back
- polished, tapered wood legs

Fabric by GP&J Baker

Tissington



METRIC H102 – D81 – W66
IMPERIAL H40 – D32 – W26

Standard features

- coil-sprung seat
- duck feather & down seat cushion
- polished, tapered legs
- brass castors

Venice



(S) METRIC H108 – D90 – W76
IMPERIAL H42.5 – D35.5 – W30
(L) METRIC H123 – D99 – W87
IMPERIAL H48.5 – D39 – W34

Standard features

- coil-sprung seat
- polished plinth & tapered legs

Fabric by GP&J Baker



Eclipse Dining Chair



METRIC H89 – D60 – W56
IMPERIAL H35 – D23.5 – W22

Standard features

- webbed seat and back
- polished, tapered legs and stretchers
- hand-studded

Fabric by Romo

Eclipse Bar Stool



METRIC H110 – D54 – W55
IMPERIAL H43.5 – D21 – W21.5

Standard features

- webbed seat and back
- polished, tapered legs and stretchers
- chrome footrest
- hand-studded

Fabric by Sahco

Eden Dining Chair



METRIC H110 – D63 – W47
IMPERIAL H43.5 – D25 – W18.5

Standard features

- webbed seat and back
- rolled back
- polished, tapered legs
- hand-studded

Fabric by Abraham Moon

Milan Dining Chair



METRIC H93 – D64 – W58
IMPERIAL H36.5 – D25 – W23

Available with a wider internal width

Standard features

- webbed seat and back
- polished, tapered legs

Fabric by Abraham Moon

Eden Bar Stool



METRIC H109 – D56 – W42
IMPERIAL H43 – D22 – W16.5

Standard features

- webbed seat and back
- rolled back
- polished, tapered legs and stretchers
- hand-studded

Fabric by Busby

Milan Bar Stool



METRIC H112 – D60 – W58
IMPERIAL H44 – D23.5 – W23

Available with a wider internal width

Standard features

- webbed seat and back
- polished, tapered legs and stretchers
- chrome foot bar

Fabric by Abraham Moon

Spencer Dining Chair



METRIC H92 – D58 – W49
IMPERIAL H36 – D23 – W19.5

Standard features

- webbed seat and back
- polished, tapered legs

Fabric by Abraham Moon

Soho Dining Chair



METRIC H91 – D65 – W54
IMPERIAL H36 – D25.5 – W21

Standard features

- webbed seat and back
- polished, tapered legs
- hand-studded over legs or fully studded

Fabric by Sahco

Spencer Bar Stool



METRIC H108 – D55 – W49
IMPERIAL H42.5 – D22 – W19.5

Standard features

- webbed seat and back
- polished, tapered legs and stretchers

Fabric by Abraham Moon

Soho Bar Stool



METRIC H105 – D60 – W54
IMPERIAL H41 – D24 – W21

Standard features

- webbed seat and back
- polished, tapered legs and stretchers
- hand-studded over legs or fully studded

Fabric by Abraham Moon

Soho Carver



METRIC H104 – D71 – W60
IMPERIAL H41 – D28 – W23.5

Standard features

- Webbed seat and back
- polished, tapered legs
- hand-studded over legs or fully studded

Fabric by GP&J Baker

Soho High Back



METRIC H104 – D69 – W54
IMPERIAL H41 – D27 – W21

Standard features

- webbed seat and back
- polished, tapered legs
- hand-studded over legs or fully studded

Fabric by GP&J Baker





Bedside Table



METRIC H60 - D46 - W56
IMPERIAL H24 - D18 - W22

Standard features

- ground edge glass top

Fabric by Sahco

Lamp Table



METRIC H46 - D61 - W61
IMPERIAL H18 - D24 - W24

Standard features

- ground edge glass top
- polished, block or chamfered legs

Fabric by Designer's Guild

Banquette



METRIC H46 – D56 – W56
IMPERIAL H18 – D22 – W22

Standard features

- valanced base
- fixed or loose hollofibre top cushion
- optional lift lid
- kenrick castors. Also available on polished, block feet

Cube



METRIC H49 - D46 - W46
IMPERIAL H19 - D18 - W18

Fabric by Warwick

Capri



METRIC H43 – D68 – W117
IMPERIAL H17 – D27 – W46

Standard features

- deep-buttoned lift lid
- polished, square legs
- chrome castors

Fabric by Sahco

Chesterfield



(S) METRIC H38 – D46 – W86.5
IMPERIAL H15 – D18 – W34
(L) METRIC H38 – D66 – W120
IMPERIAL H15 – D26 – W47

Standard features

- stuffed over deep-buttoned top
- polished, turned legs
- chrome castors
- hand-studded

Fabric by Romo

Drum



METRIC H49 - D38
IMPERIAL H19 - D15

Fireside



METRIC H41 - D46 - W71
IMPERIAL H16 - D18 - W28

Standard features

- polished, turned legs
- brass castors

Fabric by Sahco

Elise



METRIC H35 - D46 - W91
IMPERIAL H14 - D18 - W35.5

Standard features

- polished, tapered legs
- chrome castors

Fabric by Harlequin

Grosvenor



METRIC H38 - D41 - W63
IMPERIAL H15 - D16 - W25

Standard features

- stuffed over top
- polished, turned legs
- brass castors

Fabric by Sahco

Jive



METRIC H40 - D40 - W59
IMPERIAL H16 - D16 - W23

Standard features

- stuffed over top
- polished, tapered legs

Ottoman



METRIC H45 - D53 - W101
IMPERIAL H18 - D21 - W40

Standard features

- stuffed over lift up lid
- upholstered inside and out
- on nylon glides

Fabric by Abraham Moon

Monaco



METRIC H38 - D100 - W100
IMPERIAL H15 - D39 - W39

Standard features

- deep/shallow button or flat top option option
- polished, tapered legs

Fabric by GP&J Baker

Oxford



METRIC H35 - D56 - W79
IMPERIAL H13.5 - D21 - W31

Standard features

- stuffed over top
- polished, tapered legs

Fabric by Linwood

Roath



METRIC H38 – D33 – W54
IMPERIAL H15 – D13 – W21

Standard features

- stuffed over top
- polished, tapered legs
- hand-studded

Fabric by Sahco

Wentworth



METRIC H53 – D84 – W102
IMPERIAL H21 – D33 – W40

Standard features

- hollofibre jacket cushion
- polished, block or chamfered legs

Turned Leg



(S) METRIC H43 – D51 – W102
IMPERIAL H17 – D20 – W40
(L) METRIC H43 – D61 – W122
IMPERIAL H17 – D24 – W48

Standard features

- polished, turned legs
- brass castors
- hand-studded around base

Fabric by GP&J Baker

Window Seat



METRIC H79 – D42 – W126
IMPERIAL H31 – D16.5 – W49.5

Standard features

- polished plinth and tapered legs

Fabric by Sahco



All fabrics by Sahco

Headboards

All our headboards are generously padded with a rolled-back edge to hide the fixings when pushed to the wall. Headboards can be made with or without a border except Style C, which can only be plain. Borders can be plain or ruched. We do not recommend having a ruched border when a checked or striped fabric is selected. We offer six standard shapes but can make to any design, shape and size required.

HEADBOARDS

METRIC H76 (EXC. FITTINGS)

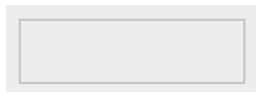
IMPERIAL H30

Standard features

- available with bed or wall fixings



STYLE A



STYLE B



STYLE C



STYLE D



STYLE E




STYLE F



Style E with bespoke height



Bespoke borderless headboard



deep-buttoned headboard with Swarovski crystals made to bespoke height

Screens

Screen



SCREEN (Each Panel)

METRIC H170 - W53

IMPERIAL H67 - W21

Standard features

- flat screen
- hand-studded edge
- brass or chrome hinges
- small dome feet
- choice of five top shapes

Fabric by Linwood

Wood Framed Screen



WOOD FRAMED SCREEN (Each Panel)

METRIC H170 - D4 - W53

IMPERIAL H67 - D1.5 - W21

Standard features

- flat screen
- hand-studded border
- brass or chrome hinges
- solid wood surround

Fabric by Sahco

Sofa beds



MOST WHITEHEAD MODELS CAN
BE MADE INTO SOFA BEDS



Oxford

3'0" SINGLE BED ACTION

METRIC H86 - D99 - W140 - OD234
IMPERIAL H34 - D39 - W55 - OD92

4'6" DOUBLE BED ACTION

METRIC H86 - D99 - W186 - OD234
IMPERIAL H34 - D39 - W73 - OD92



Cambridge

3'0" SINGLE BED ACTION

METRIC H86 - D99 - W150 - OD234
IMPERIAL H34 - D39 - W59 - OD92

4'6" DOUBLE BED ACTION

METRIC H86 - D99 - W196 - OD234
IMPERIAL H34 - D39 - W77 - OD92



Gloucester

3'0" SINGLE BED ACTION

METRIC H92 - D99 - W142 - OD234
IMPERIAL H36 - D39 - W56 - OD92

4'6" DOUBLE BED ACTION

METRIC H92 - D99 - W183 - OD234
IMPERIAL H36 - D39 - W72 - OD92



Sandringham

3'0" SINGLE BED ACTION

METRIC H92 - D99 - W140 - OD234
IMPERIAL H36 - D39 - W55 - OD92

4'6" DOUBLE BED ACTION

METRIC H92 - D99 - W181 - OD234
IMPERIAL H36 - D39 - W71 - OD92

Produced with your safety and comfort in mind, all frames are made from carefully selected hardwoods for maximum strength. We use a three-fold safety bed action that has to be opened and closed from the foot of the bed.

Bed actions are available in a single or double bed size, sleeping comfort is supplied by a four inch interior sprung mattress that can be reversed for maximum wear.

When the bed is open, the seat or back cushions can be stored behind the head of the mattress to form a bed head.

Comfort is supplied by dacron-wrapped foam seat cushions and feather back cushions. Please note that unlike standard sofas, sofa beds can only be varied in height and width if required, not in depth.

Wood Finishes

SOLID BEECH




BEECH




LIGHT OAK



TEAK




ANTIQUE
BRUSHED OAK



LIGHT WALNUT



BRUSHED
MAHOGANY



DARK BRUSHED
WALNUT



MEDIUM OAK



EBONY MATT



EBONY GLOSS


SOLID OAK OILED FINISH




PEBBLE



LIME



CREEK




TIMBER

SOLID OAK POLISHED FINISH



NATURAL



ANTIQUE

These wood samples represent an average colour only. On a finished piece of furniture the tone and colour may vary due to the natural characteristics of the timber used.

Finials



STYLE A



STYLE B



STYLE C



STYLE D



STYLE E



STYLE F

Style A & B are available
in wood or fabric
covered finish

Castors

BRASS



CHROME



ANTIQUE BRASS



Available on selected
models only



Original drop-arm sofa in need of some attention.

Rebuild

Not so much re-upholstery as complete rejuvenation.

Rebuild

Some people are quite happy to simply cover a multitude of sins. Not us. Just re-upholstering your old furniture is like papering over the cracks. The cracks are still there. We prefer to strip the whole beloved piece back and build it up again into its former glory. Our craftspeople will literally be rebuilding a piece of your family history, ensuring that there are many future years of joy to match the cherished memories.

To give your furniture a whole new lease of life we need to strip it right back to the frame. We'll then tighten it, replace or readjust the springs and restuff and reshape the insides. If originally hand lashed, we will again use this traditional technique to secure the springs. We'll then lovingly re-upholster the piece before delivering it back to you in our own vehicle, for you to welcome it like a long lost family member.



The completed masterpiece without buttoning at customer's request.



Cushion fillings

As previously mentioned, the comfort of a high quality sofa or chair comes mainly from seat springs. Although different cushion fillings will affect the way they sit, cushions are primarily there to supply posture support.

We have selected what we believe to be the best standard filling materials to provide optimum support for each model, allowing the springs to do their job. However, some fillings take more maintenance than others, so here is a brief description of each.

Duck feather & down

The best filling for moulding around you and giving posture support. Even if you decide on a different filling for the seat interiors, we would strongly recommend that you have this filling in the back cushions for optimum support. We use a mixture of duck feathers and duck

down for extra softness. Because you sit 'in' feathers, rather than 'on' them, they let the springs perform perfectly. However, in order to keep their loft, feathers need daily plumping. If plumped daily, they will give years of satisfaction.

Hollofibre

Hollofibre is a man-made fibre that will again give excellent posture support. It does not have quite the same moulding properties as feathers and therefore you will tend to sit more 'on' it than 'in' it. Because of this, you will sit slightly firmer and higher on Hollofibre than Feathers. This filling should be plumped and turned regularly for maximum life.

Hollofibre/Feather jacket

A thick foam core with a hollofibre or feather pad on the top and on the bottom. This cushion provides a firmer sit than hollofibre or heather alone, but gives more bounce due to the foam core. This cushion will maintain its shape with minimal maintenance (just turning once a week).

Foam

A choice of luxurious firm or soft sitting foam which provides a neat finish and very little maintenance. We are able to change standard interiors to others. For further information contact the sales office on 0115 972 5056.

Additional Specifications

We are a bespoke manufacturer and all our models can be varied in terms of size and finish to suit the customer. We are also able to alter the shape of some models to fit a particular design.

	ARM HEIGHT IMP / METRIC	SEAT HEIGHT IMP / METRIC	SEAT DEPTH IMP / METRIC	INTERNAL WIDTHS IMPERIAL / METRIC			
				CHAIRS	2 SEAT	2.5 SEAT	3 SEAT
SOFAS							
ARUNDEL	25.5/65	19.5/50	24/61	22/56	55/140	-	67/170
BELMONT	24/62	20/51	22/56	22/56	47/120	57/145	70/178
BLENHEIM	27.5/70	21/53	23/59	23/59	52/132	-	68/173
BURLINGTON	23/59	18/46	22/56	21/53	43/110	54/137	66/168
CHESTERFIELD	32/81	22/56	25/64	27/69	43.5/111	-	61/155
ELISE	24/61	22/56	24/61	19/48	52/132	-	65/165
GLOUCESTER	23/59	19/49	22/56	20/51	41/105	52/132	64/163
GRASMERE	27/69	20/51	21.5/55	20.5/52	43/110	51/130	63/160
GROSVENOR	23/59	20/51	24/61	21/53	56/142	-	71/180
HAMLET CHAISE	35/89	17/43	23/59	-	-	51/30	-
HENRIETTE CHAISE	35/90	17/44	23/60	-	-	51/31	-
ISABELLA	26/66	20.5/52	22/56	23/58	49/124	59/150	71/180
JIVE	25/64	19.5/49	20/51	20/51	44/112	55/140	66/168
LANGDON	26/66	21/53	23/59	20/51	42/107	50/127	63/160
MANHATTAN	29/74	19/48	20.5/52	20.5/52	48/122	58/147	71.5/182
MAYFAIR	30.5/77	16/41	20.5/52	26.5/67	46.5/118	57/145	69/175
MINSTER KNOLE	28.5/73	21/53	21/53	26/66	59/150	-	74/188
NORFOLK	25/64	18/46	24/61	20/51	53/135	-	65/165
OSBOURNE	29/72	20/51	22/56	22/56	53/135	63/160	79/201
OSLO	27/69	19.5/50	23/59	23/58	52.5/133	62/158	80/203
OXFORD	28/71	19/49	21/53	22/56	53/135	64/163	79/201
RITZ	24/61	22/56	22/56	23/59	52/132	64/163	80/204
RUSKIN	22/56	19/49	24/61	19/49	48/122	55/140	68/173
SANDRINGHAM	23/59	19/49	21/53	21/53	43/110	53/135	63/160
SATURN	26/66	19.5/50	21/53	20/51	40/102	50/127	68/173
SHELLEY	35/89	18/46	22.5/57	-	42/107	52/132	-
SIENA	25.5/65	17.5/45	21.5/55	21/53	47/119	57/145	69/175
WENTWORTH (RANGE)	25/64	20/51	23/59	23/59	51/130	-	75/191

	ARM HEIGHT IMP / METRIC	SEAT HEIGHT IMP / METRIC	SEAT DEPTH IMP / METRIC	INTERNAL WIDTHS IMPERIAL / METRIC			
				CHAIRS	2 SEAT	2.5 SEAT	3 SEAT
CHAIRS							
ANNA	18/46	14/36	19/49	18/46	-	-	-
ARQUE	-	16/41	20.5/52	23/58	-	-	-
CARLTON	25/64	19/49	22/56	18/46	-	-	-
CAVENDISH	24/61	17/43	20/51	18/46	-	-	-
CLUB	25/64	18/46	17/43	18/46	-	-	-
DANTE	-	16.5/42	21/53	24/61	-	-	-
ECLIPSE BAR STOOL	-	30.5/78	18/46	21.5/55	-	-	-
ECLIPSE DINING CHAIR	-	19.5/50	18.5/47	19/48	-	-	-
EDEN BAR STOOL	-	32/81	15/39	16.5/42	-	-	-
EDEN DINING CHAIR	-	19/49	15.5/40	18.5/47	-	-	-
EMMA	24/61	16.5/42	20.5/52	17/43	-	-	-
FIRESIDE	21/53	15/39	22/56	20/51	-	-	-
GEORGE	24.5/62	20/51	21/53	19/49	-	-	-
JADE	23/59	17/43	21/53	16/41	-	-	-
LIBRARY	25/64	21/53	19/49	17/43	-	-	-
LOGAN	24.5/62	21/53	22/56	22.5/57	-	-	-
MALVERN <small>(LARGE)</small>	24/61	18/46	21/53	22/56	-	-	-
MALVERN <small>(SMALL)</small>	24/61	18/46	19/49	20/51	-	-	-
MILAN BAR STOOL	37.5/95	30/76	17.5/44	16/41	-	-	-
MILAN DINING CHAIR	27/69	19.5/50	17.5/44	16/41	-	-	-
OAKHAM	23.5/60	18.5/47	20/51	19/49	-	-	-
ROATH	23/59	20/51	22.5/57	21/53	-	-	-
RUBY	22/56	16/41	23.5/60	20/51	-	-	-
SOHO	-	19.5/49	19.5/49	17/43	-	-	-
SOHO BAR STOOL	-	29.5/75	17/44	17/43	-	-	-
SOHO CARVER	25/63	19.5/49	19.5/49	17/43	-	-	-
SOHO HIGH BACK	25/63	19.5/49	19.5/49	17/43	-	-	-
SPENCER BAR STOOL	-	29.5/75	17/43	19.5/49	-	-	-
SPENCER DINING CHAIR	-	19.5/49	17/43	19.5/49	-	-	-
TIDESWELL	23/59	17/43	21/53	17/43	-	-	-
TISSINGTON	22.5/57	21/53	21/53	17/43	-	-	-
TUB	27/69	16/41	20/51	16/41	-	-	-
VENICE <small>(LARGE)</small>	-	18/45	25/63	27/69	-	-	-
VENICE <small>(SMALL)</small>	-	18/45	21/54	23/58	-	-	-

Credits

Feature shots photography

Andy Hockridge
www.imagemaker.eclipse.co.uk †01524 381 111

Brochure design

Gough Bailey Wright
www.gough.co.uk †01527 579 555
2018 update by Liquid Image
www.liquidimage.co.uk †0115 946 1555

B&W and cutout photography

Liquid Image
www.liquidimage.co.uk †0115 946 1555

Lighting

Lamps and chandeliers on pages 25, 31, 64 and 73
supplied by Heathfield & Co.
www.heathfield.co.uk †01732 350 450

Curtain poles

Byron & Byron
www.byronandbyron.com †020 8344 7979

Disclaimer

All sizes are approximate and may vary according to the fabric and finish selected. We reserve the right to alter the specification or withdraw ranges without prior notice. All fabric and wood colours within this brochure may vary due to the print process and are representational only. All designs, images and pages are © Whitehead Designs Ltd 2013. Printed on paper from sustainable sources.



Whitehead Designs Ltd

Atlas Mills
Birchwood Avenue
Long Eaton
Nottingham NG10 3ND

t 0115 972 5056

f 0115 946 1044

e info@whiteheaddesigns.com

www.whiteheaddesigns.com



WHITEHEAD

UNIQUELY BEAUTIFUL

